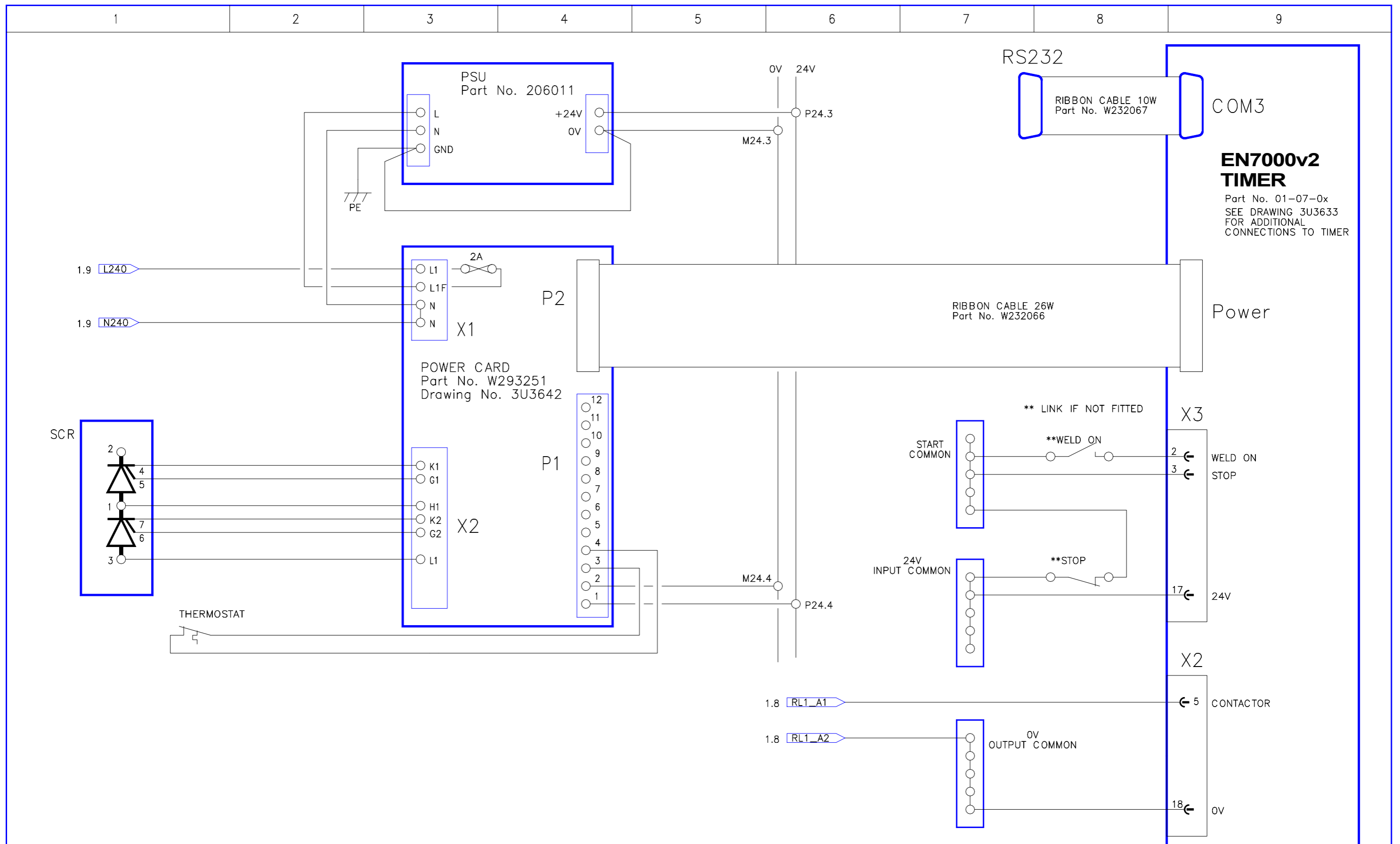


DATE:	20-07-23
DRAWN:	A.D.
CHECKED:	S.S. S.H.

BF ENTRON LTD

TITLE: EN7000v2 CASE1 WIRING DIAGRAM

DRAWING No:	3U3732
ISSUE No: 2	SHEET No: 1 of 3



DATE:	20-07-23
DRAWN:	A.D.
CHECKED:	K.H. S.H.

BF ENTRON LTD

TITLE: EN7000v2 CASE1 WIRING DIAGRAM

DRAWING No:	3U3732
ISSUE No: 2	SHEET No: 2 of 3

1

2

3

4

5

6

7

8

9

TO EXTERNAL ETHERNET NETWORK
10/100 baseT
(USERS CONNECTION)

EN7000v2 TIMER

Part No. 01-07-0x
SEE DRAWING 3U3633
FOR ADDITIONAL
CONNECTIONS TO TIMER

Use NetFlash software or WSP3
to set common IP address for
Ethernet TCP/IP on COM4,5
and EtherNet/IP on COM6.

Cat6

RJ45 COM4,5,6

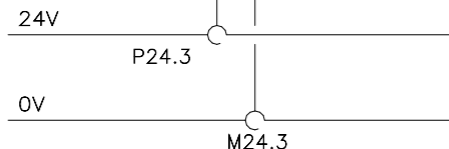
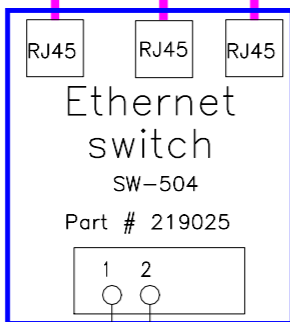
If no Ethernet
switch fitted.

Cat6

RJ45

CABINET
DOOR

Ethernet switch option



DATE: 20-07-23

DRAWN: A.D.

CHECKED: K.H. S.H.

BF ENTRON
LTD

TITLE: EN7000v2 CASE1
WIRING DIAGRAM

DRAWING No: 3U3732

ISSUE No: 2

SHEET No: 3 of 3