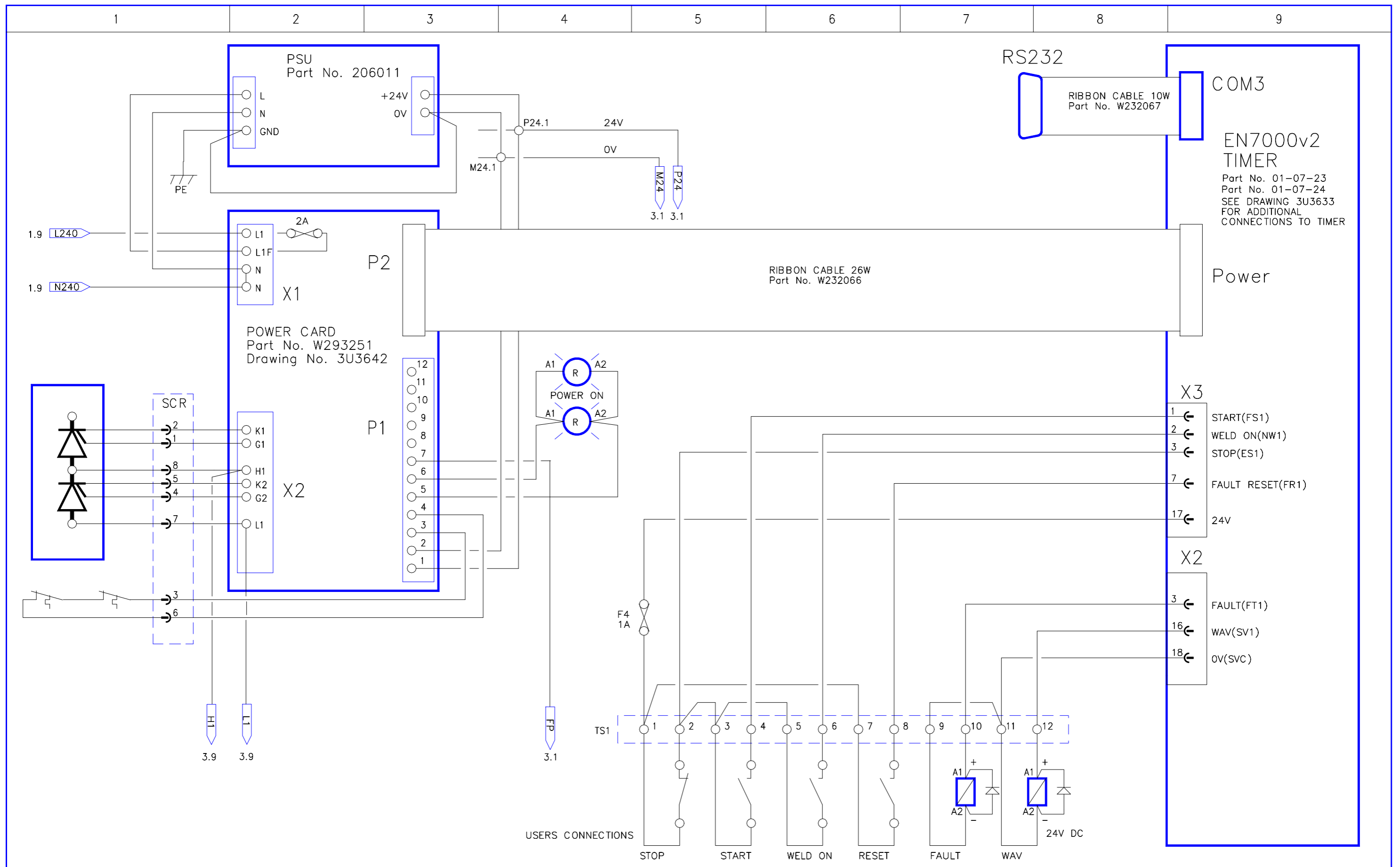


DATE: 8-MARCH-2023
 DRAWN: A.D.
 CHECKED: S.H. S.S.

BF ENTRON
LTD

TITLE: EN7000v2 TC 2000/
TC 3000 WIRING DIAGRAM

DRAWING No: 3U3734
 ISSUE No: 3 SHEET No: 1 of 4

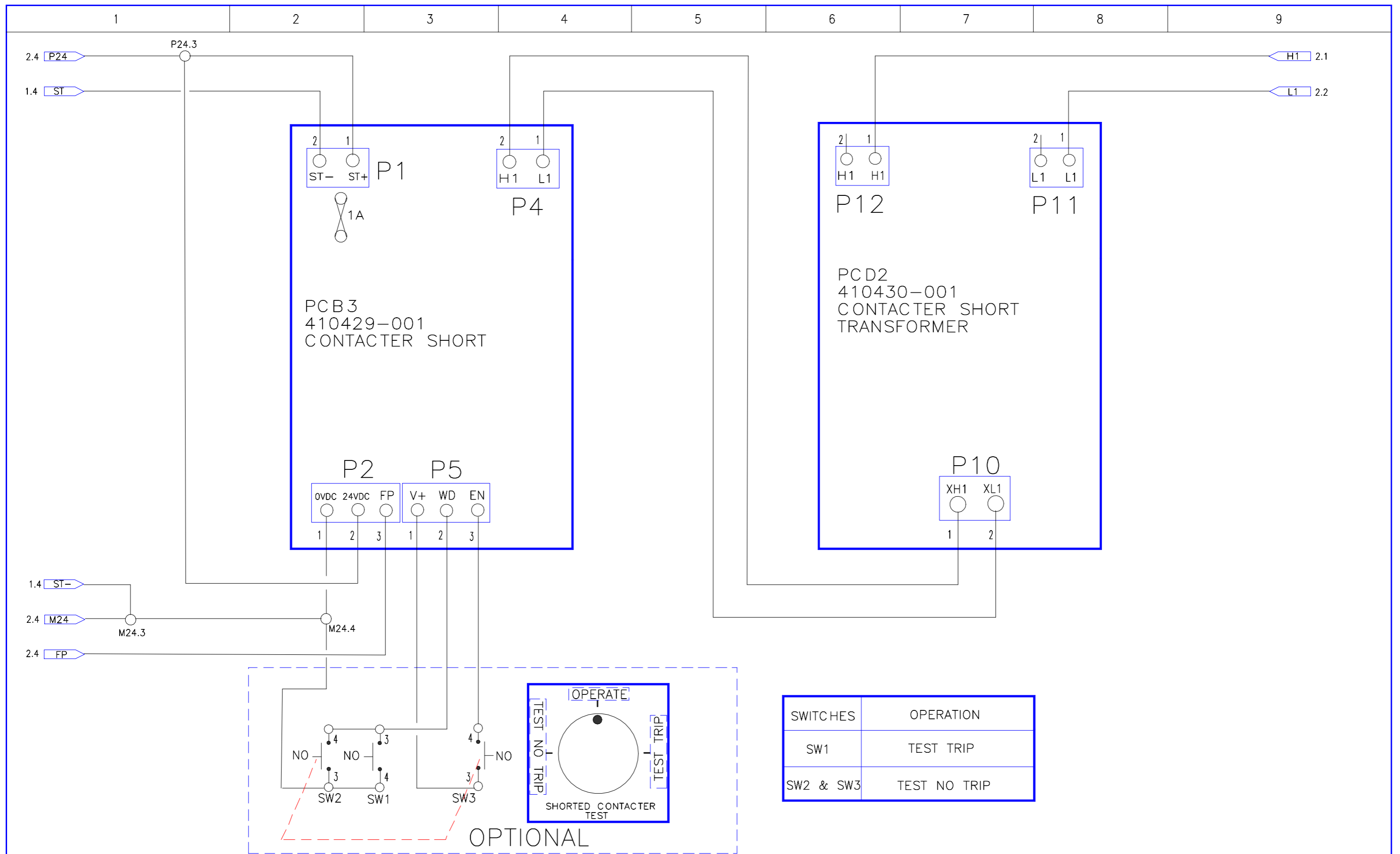


DATE:	8-MARCH-2023
DRAWN:	A.D.
CHECKED:	S.H. S.S.

BF ENTRON LTD

TITLE: EN7000v2 TC 2000/
TC 3000 WIRING DIAGRAM

DRAWING No:	3U3734
ISSUE No:	3
SHEET No:	2 of 4



DATE:	8-MARCH-2022
DRAWN:	A.D.
CHECKED:	S.H. S.S.

BF ENTRON
LTD

TITLE: EN7000v2 TC 2000/
TC 3000 WIRING DIAGRAM

DRAWING No:	3U3734
ISSUE No: 3	SHEET No: 3 of 4

1

2

3

4

5

6

7

8

9

TO EXTERNAL ETHERNET NETWORK
10/100 baseT
(USERS CONNECTION)

EN7000v2
TIMER

Part No. 01-07-23
Part No. 01-07-24
SEE DRAWING 3U3633
FOR ADDITIONAL
CONNECTIONS TO TIMER

RJ45 COM0,1

Cat6

If no Ethernet
switch fitted.

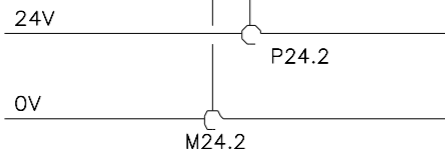
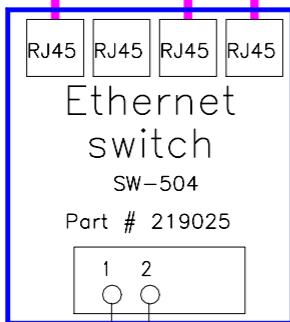
Use WSP3, Touch Screen or Netflash to
set IP address for Ethernet TCP/IP on COM0,1.

Cat6

RJ45

CABINET
DOOR

Ethernet switch option



DATE: 8-MARCH-2023

DRAWN: A.D.

CHECKED: S.H. S.S.

BF ENTRON
LTD

TITLE: EN7000v2 TC 2000/
TC 3000 WIRING DIAGRAM

DRAWING No: 3U3734

ISSUE No: 3

SHEET No: 4 of 4