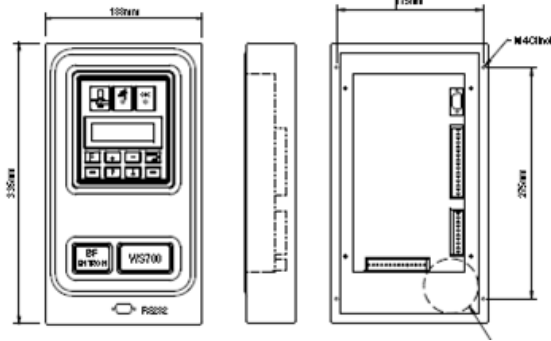


ENTRON™

Controls for Resistance Welding

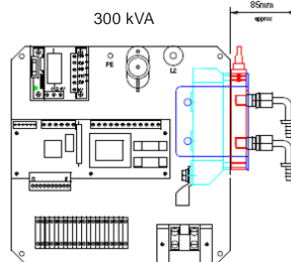
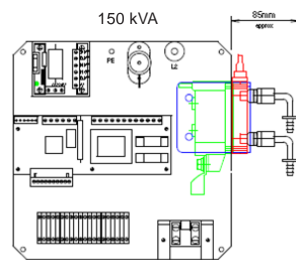
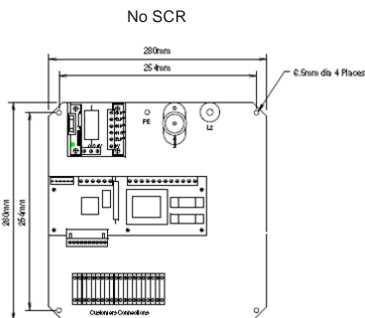
WS700 Constant Current Flat Pak Kits

Flat Paks for Existing Cabinet or Welder



**WS700 Timer /
open back enclosure**

**3 Power Options:
150 kVA
300 kVA
No SCR**



Features

- Complete Constant Current Control ready to mount
- Includes Timer, Firing Card, SCR, Power Supply
- Option to fire existing SCR
- Includes Primary CT for current monitoring
- Spot welding
- Dual weld intervals plus Pulsation
- Constant Current regulation
- 64 programs (internal or external selection)
- Current monitoring: High/Low Current Limit, Pre-limit, programmable blocking
- Retract/High-lift control
- Weld Counter (programmable blocking)
- Primary or Secondary feedback via Toroid or CT
- Primary CT provided if the unit has SCR installed
- Toroid and CT calibration functions
- Toroid test function
- Disable programming function
- Large backlit 4x20 LCD display
- Secondary Toroid is an available option

WS700 Timer fitted into a sheet steel enclosure with a 5-foot harness which is connected to a Power Plate. Power Plate consists of: 24 VDC Power Supply, Power Card (firing card/sync transformer), Primary CT and customer connection Terminal Strip. 3 versions available: No SCR and water-cooled SCRs sized for up to 150 kVA or 300 kVA.

Exclusive ENTRON two year warranty